

Gun Violence in Iowa

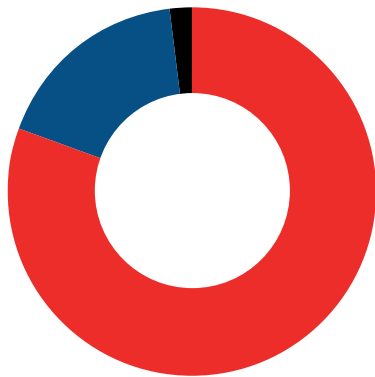
INTRODUCTION

This fact sheet is a summary of data contained in EveryStat for Gun Safety, a free, interactive website that contains data about gun violence by state, county, race and ethnicity, gender, and intent. These materials have been designed for users to better understand how gun violence impacts the communities they care about.

Visit the tool at everytownresearch.org/EveryStat

GUN DEATHS BY INTENT IN IOWA

- SUICIDE 79%
- HOMICIDE 17%
- UNINTENTIONAL 1.8%
- SHOOTINGS BY LAW ENFORCEMENT N/A
- UNDETERMINED N/A

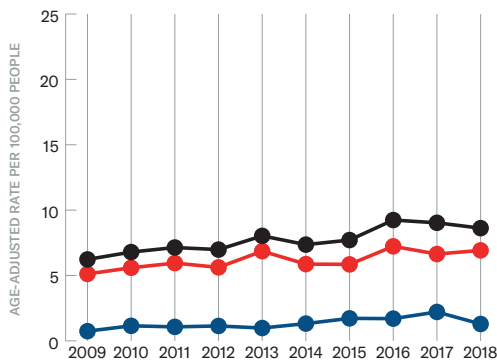


IN AN AVERAGE YEAR, 270 PEOPLE DIE BY GUNS IN IOWA. WITH A RATE OF 8.4 DEATHS PER 100,000 PEOPLE, IOWA HAS THE 43RD-HIGHEST RATE OF GUN DEATHS IN THE UNITED STATES.

In Iowa, 79% of gun deaths are suicides and 17% are homicides. This is compared to 61% and 36% respectively, nationwide.

GUN DEATHS OVER TIME IN IOWA

- ALL
- SUICIDE
- HOMICIDE



The rate of gun deaths in Iowa increased 38%↑ from 2009 to 2018, compared to an 18%↑ increase over this same time period nationwide.

In Iowa, the rate of gun suicide increased 35%↑ and gun homicide increased 75%↑ from 2009 to 2018, compared to a 19%↑ increase and an 18%↑ increase nationwide, respectively.

Among the 99 counties in Iowa, Polk County contains the state's largest city, Des Moines. Polk County has a rate of 9.3 gun deaths per 100,000 people. For data on all counties, visit the [EveryStat for Gun Safety tool online](http://EveryStat).

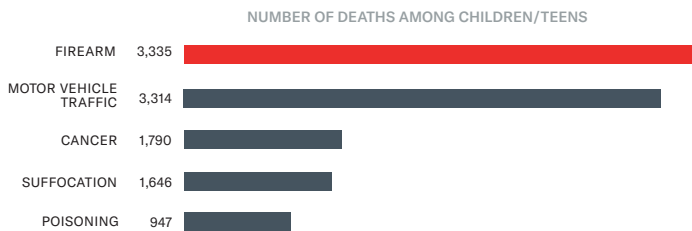
Sources: CDC, Fatal Injury Reports, five-year average: 2014-2018. Percents may not equal 100% due to missing data.
Trends: CDC, Fatal Injury Reports, 2009-2018. County data: CDC, Underlying Cause of Death, five-year average: 2014-2018.

79% OF ALL GUN DEATHS IN IOWA ARE SUICIDES.

GUN HOMICIDE BY RACE/ETHNICITY IN IOWA



FIREARMS ARE THE LEADING CAUSE OF DEATH AMONG CHILDREN AND TEENS IN THE UNITED STATES



IN IOWA, 86% OF INTIMATE PARTNER GUN HOMICIDE VICTIMS WERE WOMEN.

WHAT FOLLOWS IS THE LATEST DATA ON GUN DEATHS IN FOUR CATEGORIES:

I. GUN SUICIDE

An average of 214 people in Iowa die by gun suicide every year—a rate of 6.5 suicides per 100,000 people. In Iowa, there is an average of 41 hours between gun suicide deaths.

Across all states, Iowa has the 38th-highest rate of gun suicides in the country.

There is insufficient data on firearm suicides by race and ethnicity for this state to make a comparison.

Suicide source: CDC, Fatal Injury Reports, five-year average: 2014-2018.

II. GUN HOMICIDE

An average of 49 people in Iowa die by gun homicide every year—a rate of 1.6 homicides per 100,000 people.

Across all states, Iowa has the 43rd-highest rate of gun homicides in the country. Of all homicides in Iowa, 57% involve a gun, compared to 74% nationally.

In Iowa, Black people are 11 times as likely to die by gun homicide as white people, compared to 10 times nationwide.

Homicide source: CDC, Fatal Injury Reports, five-year average: 2014-2018. Homicide includes shootings by law enforcement.

III. CHILDREN AND TEENS GUN DEATHS

Firearms are the 2nd-leading cause of death among children and teens in Iowa.

In Iowa, an average of 24 children and teens die by guns every year, and 63% of these deaths are suicides. In the United States, 58% of all gun deaths among children and teens are homicides.

Black children and teens in Iowa are 4 times as likely as their white peers to die by guns.

Children/teens source: CDC, Fatal Injury Reports, five-year average: 2014-2018. Leading cause of death: CDC, Fatal Injury Report, 2018.

IV. INTIMATE PARTNER HOMICIDE

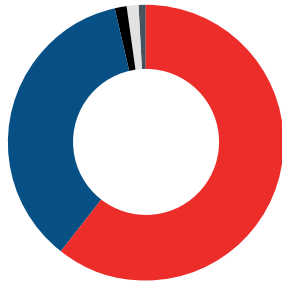
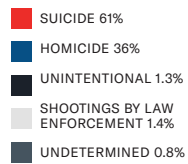
From 2014 to 2018, 18 women were fatally shot by an intimate partner in the Iowa. This represents 86% of all intimate partner gun homicides in the state.

Intimate partner homicide source: FBI, Supplementary Homicide Reports and Florida Department of Law Enforcement, 2014-2018.

Gun Violence in the United States

For data on all states and counties, visit everytownresearch.org/EveryStat

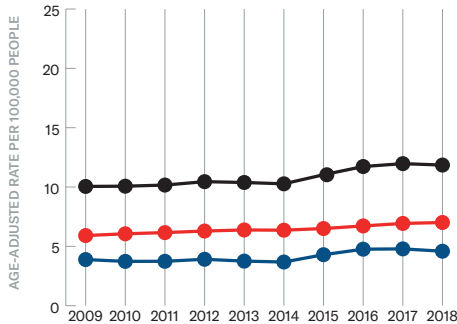
GUN DEATHS BY INTENT IN THE UNITED STATES



IN AN AVERAGE YEAR, 37,603 PEOPLE DIE BY GUNS IN THE UNITED STATES. THIS EQUATES TO A RATE OF 11.4 DEATHS PER 100,000 PEOPLE.

In the United States, 61% of gun deaths are suicides and 36% are homicides. While Alaska has the highest rate of all gun deaths in the country, Wyoming has the highest rate of gun suicide and DC has the highest rate of gun homicide.

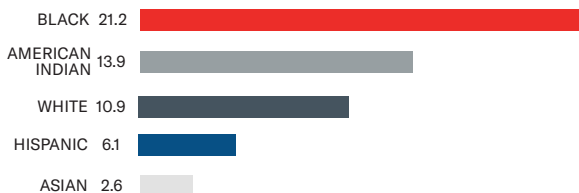
GUN DEATHS OVER TIME IN THE UNITED STATES



The rate of gun deaths in the United States increased 18%↑ from 2009 to 2018. During that same time period, the rate of gun suicide increased 19%↑ and the rate of gun homicide increased 18%↑.

GUN DEATHS BY RACE/ETHNICITY IN THE UNITED STATES

DEATHS PER 100,000 PEOPLE



In the United States, Black people are 2 times as likely to die by guns as their white peers. Across all states, Missouri has the highest rate of gun deaths among Black people, followed by Indiana and Illinois.

For data on all states and counties, visit the [EveryStat for Gun Safety](https://everytownresearch.org/EveryStat) tool online.

Sources: CDC, Fatal Injury Reports, five-year average: 2014-2018. Percents may not equal 100% due to missing data.
Trends: CDC, Fatal Injury Reports, 2009-2018.

IN THE US, THERE IS AN AVERAGE OF 23 MINUTES BETWEEN GUN SUICIDE DEATHS.

WHAT FOLLOWS IS THE LATEST DATA ON GUN DEATHS IN FOUR CATEGORIES:

I. GUN SUICIDE

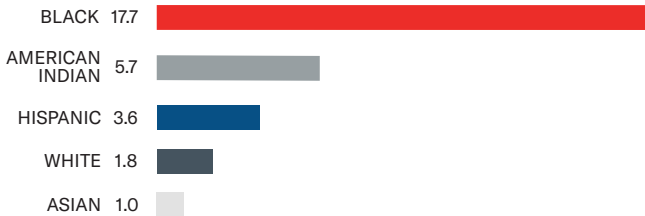
An average of 22,926 people in the US die by gun suicide every year—a rate of 6.7 suicides per 100,000 people. Gun suicide makes up nearly two-thirds of all gun deaths nationwide and one-half of all suicides.

In the US, white people are 3 times as likely to die by gun suicide as Black people.

Suicide source: CDC, Fatal Injury Reports, five-year average: 2014-2018.

GUN HOMICIDE BY RACE/ETHNICITY IN THE UNITED STATES

DEATHS PER 100,000 PEOPLE



II. GUN HOMICIDE

An average of 13,890 people in the United States die by gun homicide every year—a rate of 4.3 homicides per 100,000 people.

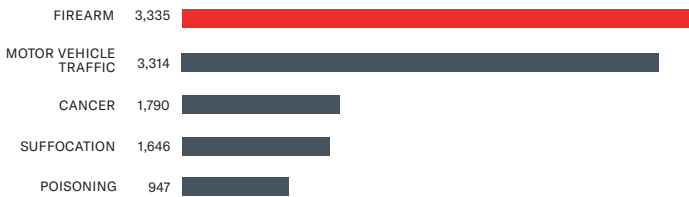
Of all homicides in the United States, 74% involve a gun.

In the United States, Black people are 10 times as likely to die by gun homicide as white people.

Homicide source: CDC, Fatal Injury Reports, five-year average: 2014-2018. Homicide includes shootings by law enforcement.

FIREARMS ARE THE LEADING CAUSE OF DEATH AMONG CHILDREN AND TEENS IN THE UNITED STATES

NUMBER OF DEATHS AMONG CHILDREN/TEENS



III. CHILDREN AND TEENS GUN DEATHS

Firearms are the leading cause of death among children and teens in the US.

In the United States, an average of 3,062 children and teens die by guns every year, and 58% of these deaths are homicides.

Black children and teens in the United States are 14 times as likely as their white peers to die by gun homicide.

Children/teens source: CDC, Fatal Injury Reports, five-year average: 2014-2018, ages 0-19. Leading cause of death: CDC, Fatal Injury Report, 2018, ages 1-19.

IV. INTIMATE PARTNER HOMICIDE

From 2014 to 2018, 3,191 women were fatally shot by an intimate partner in the United States. This represents 80% of all intimate partner gun homicides in the country.

Nearly 1 million women alive today have reported being shot or shot at by an intimate partner.

Intimate partner homicide source: FBI, Supplementary Homicide Reports and Florida Department of Law Enforcement, 2014-2018; Sorenson and Schut, "Nonfatal Gun Use in Intimate Partner Violence: A Systematic Review of the Literature."

59%
OF FEMALE INTIMATE PARTNER HOMICIDE VICTIMS IN THE UNITED STATES ARE KILLED WITH A FIREARM.